

Technical description

1. Desks

1.1. Table top

Fixed table tops - melamine faced chipboard (MFC), thickness 25 mm with 2 mm edge in glue technology.

Available table top shape – rectangular.

Table tops available in a wide range of dimensions.

Round grommets, rectangular outlets as well as media ports (in various types and configurations) are an integral part of product and do not need to be ordered separately – available as an option.

1.2. Base with I-legs

Legs – welded legs, made of steel profile 40 × 40 mm.

Frame – beam made of steel profile 40 × 30 mm.

Finish options:

- legs powder-coated in Traffic white (RAL 9016), Jet black (RAL 9005), White aluminium (RAL 9006), Slate grey (RAL 7015),
- beam powder-coated only in Jet black (RAL 9005).

Height

Fixed height – 740 mm as standard.

Levelling in range of 10 mm (self-leveling glides).

Manual height adjustment – in range of 740 – 860 mm.

1.3. Assembly and packaging

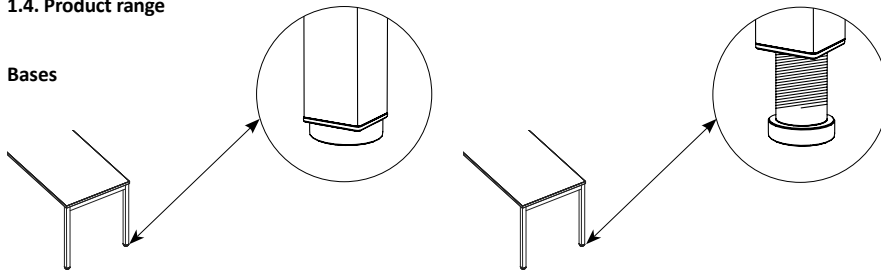
Partially assembled, cardboard packaging

(PACK-A) – beam assembled to table top, other elements for assembly. 2 boxes.

Note: accessories (such as media port, panel, wire trunking for example) are separately packed in boxes.

1.4. Product range

Bases



I-legs base with fixed height.

I-legs base with manual height adjustment.

Desk table tops



2. Workbenches

2.1. Table top

Fixed table tops – melamine faced chipboard (MFC), thickness 25 mm with 2 mm edge in glue technology.

Available table top shapes – rectangular.

Table tops available in a wide range of dimensions.

Round grommets, rectangular outlets as well as media ports (in various types and configurations) are an integral part of product and do not need to be ordered separately – available as an option.

2.2. Base with I-legs

2-seater workbench

External legs – welded legs, made of steel profile 40 × 40 mm.

Frame – beams made of steel profile 40 × 30 mm.

4-seater and 6-seater workbench

External legs – welded legs, made of steel profile 40 × 40 mm.

Central legs – welded legs, made of steel profile 40 × 40 mm, leg crossbeam made of steel profile 80 × 50 mm.

Legs recessed 400 mm from table top edge.

Frame – beams made of steel profile 40 × 30 mm.

2-seater workbench, additional module

(for integration with 2- or 4-seater workbench)

Central legs – welded legs, made of steel profile 40 × 40 mm, leg crossbeam made of steel profile 80 × 50 mm.

Legs recessed 400 mm from table top edge.

Frame – beams made of steel profile 40 × 30 mm.

Finish options:

- legs powder-coated in Traffic white (RAL 9016), Jet black (RAL 9005), White aluminium (RAL 9006), Slate grey (RAL 7015),
- beams powder-coated only in Jet black (RAL 9005).

Height

Fixed height – 740 mm as standard.

Levelling in range of 10 mm (self-leveling glides).

All workbench models are available with or without possibility of panel integration. Regardless of selected option overall depth is 1400 mm or 1600 mm.

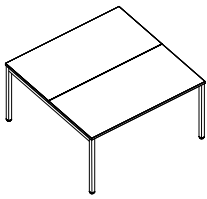
2.3. Assembly and packaging

Partially assembled, cardboard packaging

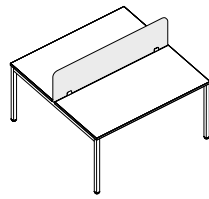
(PACK-A) – beams assembled to table tops, other elements for assembly.

Note: accessories (such as media port, panel, wire trunking for example) are separately packed in boxes.

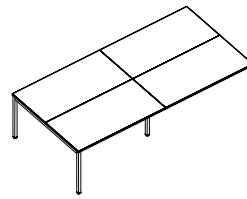
2.4. Product range



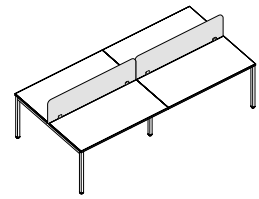
Workbench 2U I-LEG RC
2-seater without panel



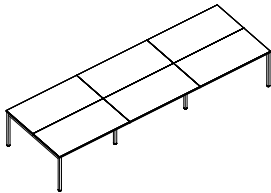
Workbench 2U I-LEG RC PN
2-seater with panel



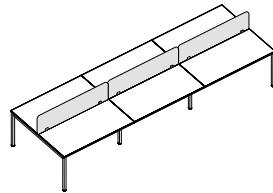
Workbench 4U I-LEG RC
4-seater without panel




Workbench 4U I-LEG RC PN
4-seater with panel



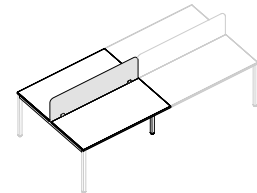
Workbench 6U I-LEG RC
6-seater without panel



Workbench 6U I-LEG RC PN
6-seater with panel

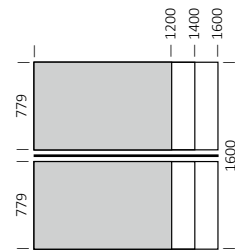
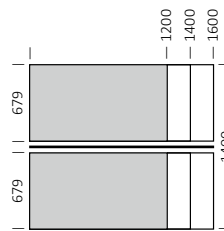
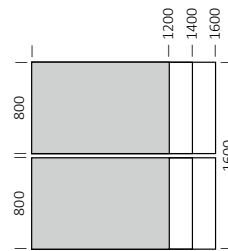
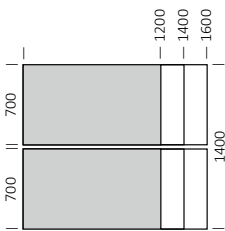


Workbench ADD 2U I-LEG RC
additional module without panel



Workbench ADD 2U I-LEG RC PN
additional module with panel

Workbench table tops



	Adjustment range	
	Desks	Workbenches
Fixed height	740 mm	740 mm
Manual height adjustment	740–860 mm	—

Technical description

3. Grommets and media ports

Grommets – made of plastic in Aluminium (AU), White (W) or Black (B) colour.

Dedicated to all table tops of desks and workbenches.

Grommet dimensions: 90 × 90 mm.

Cut out dimensions: Ø 80 mm.

Rectangular outlet with brush – made of aluminium, powder-coated in Aluminium (AL), White (WH) or Black (BL) colour.

Dedicated to desks and workbenches.

Outlet dimensions: 300 × 130 mm.

Cut out dimensions: 280 × 110 mm.

Media port - POWERDOT 1M – in black or white colour.

Note: more details in grommets and media ports positioning matrix.

4. Panels

4.1. Desk panels

Upper, upholstered, front – structure made of 8 mm raw chipboard with 8 mm soft fibre-board on both sides, with fabric cover, pinnable. Panel thickness 24 mm, upper edges rounded at 50 mm radius. Assembly with metal brackets screwed directly to table top.

Upholstered panel is placed in U-shape bracket.

Upper, felt, front – made of thermoformed felt in light or dark grey colour. Panel thickness 24 mm, upper edges rounded at 40 mm radius. Assembly with metal brackets screwed directly to table top. Upholstered panel is placed in U-shape bracket.

Brackets finish options: powder-coated in Traffic white (RAL 9016), Jet black (RAL 9005), White aluminium (RAL 9006), Slate grey (RAL 7015).

4.2. Workbench panels

Upper, upholstered, front – structure made of 8 mm raw chipboard with 8 mm soft fibre-board on both sides, with fabric cover, pinnable. Panel thickness 24 mm, upper edges rounded at 50 mm radius. Assembly with metal brackets screwed directly to table top.

Upholstered panel is placed in U-shape bracket.

Brackets finish options: powder-coated in Traffic white (RAL 9016), Jet black (RAL 9005), White aluminium (RAL 9006), Slate grey (RAL 7015).

4.3. Organiser strip pulled over upholstered upper panel

Made of two metal rods, Ø 10 mm, with fixing brackets, made of metal sheet, thickness 4 mm. Dedicated accessories for panel organiser strip to be ordered separately.

Finish options: powder-coated in Traffic white (RAL 9016), Jet black (RAL 9005), White aluminium (RAL 9006), Slate grey (RAL 7015).

5. Cable management

Horizontal wire trunking

Foldable on both sides – made of metal sheet, thickness 1 mm, powder-coated in Traffic white (RAL 9016), Jet black (RAL 9005), White aluminium (RAL 9006), Slate grey (RAL 7015).

Assembly with dedicated plastic brackets directly to table top.

Vertical wire trunking

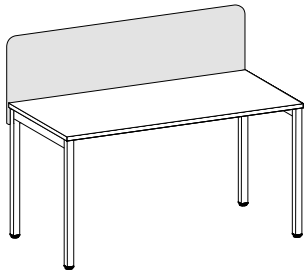
Mesh – made of OP mesh in black colour, with zipper. Assembly with plastic brackets directly to table top.

Flexible spring – made of plastic in alu or black colour, or transparent. Assembly directly to table top.

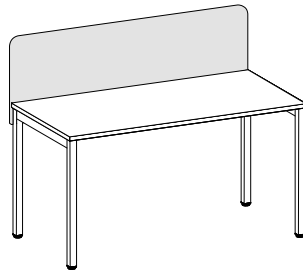
6. Technical regulations, certificates and quality marks (for selected product configurations)

Approval compliant with:
EN 527-1, EN 527-2 standards.

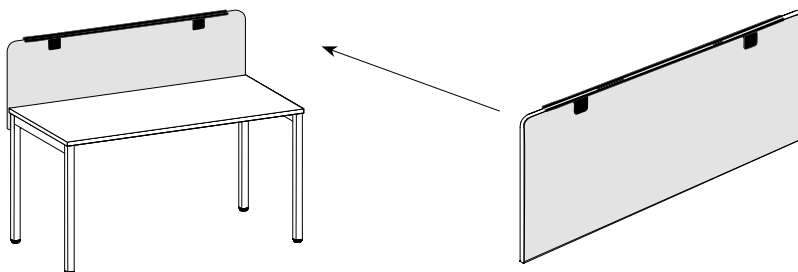
4.4. Product range



Upper desk panel, upholstered



Upper felt desk panel



Organiser strip for upper upholstered panel